



The Premier Americas Gold Producer

CORPORATE PRESENTATION
September 2022

TSX: **EQX**
NYSE-A: **EQX**

equinoxgold.com



Cautionary Notes

Forward-looking Statements. This presentation contains certain forward-looking information and forward-looking statements within the meaning of applicable securities legislation and may include future-oriented financial information. Forward-looking statements and forward-looking information in this presentation relate to, among other things: the strategic vision for Equinox Gold and expectations regarding exploration potential, production capabilities and future financial or operational performance; Equinox Gold's ability to successfully advance its growth and development projects, including the commissioning of Santa Luz, the construction of Greenstone and the expansions at Los Fillos, Castle Mountain and Aurizona; the expectations for Equinox Gold's investments in Solaris, Sandbox Royalties, i-80 Gold and Bear Creek; Equinox Gold's production and cost guidance; and conversion of Mineral Resources to Mineral Reserves. Forward-looking statements or information generally identified by the use of the words "believe", "will", "advancing", "strategy", "plans", "on budget", "anticipated", "on schedule", "expected", "estimated", "target", "objective" and similar expressions and phrases or statements that certain actions, events or results "may", "could", or "should", or the negative connotation of such terms, are intended to identify forward-looking statements and information. Although Equinox Gold believes that the expectations reflected in such forward-looking statements and information are reasonable, undue reliance should not be placed on forward-looking statements since Equinox Gold can give no assurance that such expectations will prove to be correct. The Company has based these forward-looking statements and information on Equinox Gold's current expectations and projections about future events and these assumptions include: Equinox Gold's ability to achieve the exploration, production, cost and development expectations for its respective operations and projects; prices for gold remaining as estimated; currency exchange rates remaining as estimated; commissioning of Santa Luz and construction of Greenstone being completed and performed in accordance with current expectations; expansion projects at Los Fillos, Castle Mountain and Aurizona being completed and performed in accordance with current expectations; tonnage of ore to be mined and processed; ore grades and recoveries; availability of funds for Equinox Gold's projects and future cash requirements; capital, decommissioning and reclamation estimates; Mineral Reserve and Mineral Resource estimates and the assumptions on which they are based; prices for energy inputs, labour, materials, supplies and services; no labour-related disruptions and no unplanned delays or interruptions in scheduled construction, development and production, including by blockade or industrial action; Equinox Gold's working history with the workers, unions and communities at Los Fillos; all necessary permits, licenses and regulatory approvals are received in a timely manner, including for tailings storage facility raises; Equinox Gold's ability to comply with environmental, health and safety laws and other regulatory requirements; the strategic visions for i-80 Gold, Solaris Resources, Sandbox Royalties and Bear Creek and their respective abilities to successfully advance their projects; the ability of Pilar Gold and Bear Creek to meet their respective payment commitments to Equinox Gold; and the ability of Equinox Gold to work productively with its joint venture partner and Indigenous partners at Greenstone. While Equinox Gold considers these assumptions to be reasonable based on information currently available, they may prove to be incorrect. Accordingly, readers are cautioned not to put undue reliance on the forward-looking statements or information contained in this presentation. The Company cautions that forward-looking statements and information involve known and unknown risks, uncertainties and other factors that may cause actual results and developments to differ materially from those expressed or implied by such forward-looking statements and information contained in this presentation and Equinox Gold has made assumptions and estimates based on or related to many of these factors. Such factors include, without limitation: fluctuations in gold prices; fluctuations in prices for energy inputs, labour, materials, supplies and services; fluctuations in currency markets; operational risks and hazards inherent with the business of mining (including environmental accidents and hazards, industrial accidents, equipment breakdown, unusual or unexpected geological or structural formations, cave-ins, flooding and severe weather); inadequate insurance, or inability to obtain insurance to cover these risks and hazards; employee relations; relationships with, and claims by, local communities and indigenous populations; Equinox Gold's ability to

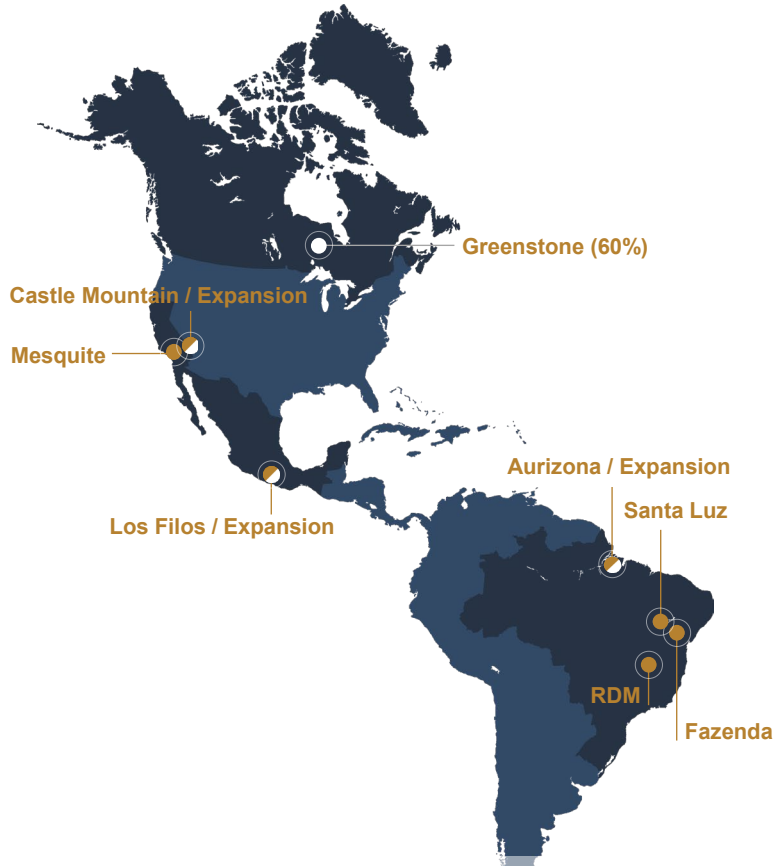
obtain all necessary permits, licenses and regulatory approvals in a timely manner or at all, including for tailings storage facility raises; changes in laws, regulations and government practices, including environmental, export and import laws and regulations; legal restrictions relating to mining; risks relating to expropriation; increased competition in the mining industry; the failure by Pilar Gold or Bear Creek to meet their respective payment commitments to Equinox Gold; and those factors identified in the section titled "Risks and Uncertainties" in Equinox Gold's MD&A dated March 23, 2022 for the year ended December 31, 2021, and in the section titled "Risks Related to the Business" in Equinox Gold's Annual Information Form dated March 24, 2022 for the year ended December 31, 2021, both of which are available on SEDAR at www.sedar.com and on EDGAR at www.sec.gov/edgar. Forward-looking statements and information are designed to help readers understand management's views as of that time with respect to future events and speak only as of the date they are made. Except as required by applicable law, Equinox Gold assumes no obligation to update or to publicly announce the results of any change to any forward-looking statement or information contained or incorporated by reference to reflect actual results, future events or developments, changes in assumptions or changes in other factors affecting the forward-looking statements and information. If Equinox Gold updates any one or more forward-looking statements, no inference should be drawn that Equinox Gold will make additional updates with respect to those or other forward-looking statements. All forward-looking statements and information contained in this presentation are expressly qualified in their entirety by this cautionary statement.

Non-IFRS Measures. This presentation includes certain non-IFRS measures, namely: cash costs; cash costs per ounce (oz) sold; all-in sustaining costs (AISC); AISC per oz sold; and sustaining and non-sustaining capital expenditures. Such measures are "non-GAAP financial measures", "non-GAAP ratios", "supplementary financial measures" or "capital management measures" (as such terms are defined in National Instrument 52-112 – Non-GAAP and Other Financial Measures Disclosure). Equinox Gold believes these measures, while not a substitute for measures of performance prepared in accordance with IFRS, provide investors an improved ability to evaluate the underlying performance of the Company. These measures do not have any standardized meaning prescribed under IFRS, and therefore may not be comparable to the information provided by other issuers. Please see the information under the heading Non-IFRS Measures starting on page 39 of Equinox Gold's MD&A for the year ended December 31, 2021, which section is incorporated by reference in this presentation for a description of the non-IFRS financial measures noted above.

Cautionary Note to U.S. Investors Concerning Estimates of Reserves and Resources. Disclosure regarding the Company's mineral properties, including with respect to Mineral Reserve and Mineral Resource estimates included in this presentation, was prepared in accordance with National Instrument 43-101. NI 43-101 is a rule developed by the Canadian Securities Administrators that establishes standards for all public disclosure an issuer makes of scientific and technical information concerning mineral projects. NI 43-101 differs significantly from the disclosure requirements of the Securities and Exchange Commission (the "SEC") generally applicable to U.S. companies. Accordingly, information contained in this presentation is not comparable to similar information made public by U.S. companies reporting pursuant to SEC disclosure requirements.

Numbers may not add due to rounding. **All dollar amounts in USD unless otherwise noted.**

Equinox Gold: The Premier Americas Gold Producer



6
Producing
Mines

1
Mine in
Commissioning

4
Growth
Projects

16 Moz
P&P Gold
Reserves

30 Moz
M&I Gold
Resources¹

~580 Koz
Gold Production
in 2022²

~\$390 M
Total Liquidity³
+ ~\$250 M Investments⁴

Clear path to achieve
>1 Moz Annual Gold
Production⁵

Greenstone Project: Construction Nearly 50% Complete



West end process plant



East end process plant and ball mill footings

Building one of the largest gold mines in Canada

- Developed by Equinox Gold (60%) and Orion (40%)
- More than 5 Moz of gold produced over initial 14-year mine life¹
- More than 400,000 oz/year production for first five years¹
- Excellent infrastructure, adjacent to the Trans-Canada Hwy
- ~2 years of construction and 6 months of commissioning
- First gold pour targeted for H1 2024

Pre-construction readiness

- 85% complete detailed engineering before construction start
- Multiple reviews of engineering, readiness and capex
- Independent Quantitative Risk Analysis of capex
- Geotech drilling and two independent reviews of TSF plans
- Geotech drilling for pit designs
- Continuity with key positions filled since early project definition
- Integrated team with G Mining rather than EPCM model

1. Shown on a 100% basis, with 60% attributable to Equinox Gold.

Greenstone Project: Tracking on Time, on Budget



Capex updated in Q4 2021 before construction began

- \$1.23 B initial capital (C\$1.53 B)¹ (100% basis)
 - Updated from 2020 feasibility to consider inflation pressures
 - Updated schedule to consider supply chain constraints
 - Validated with independent risk assessment in June 2022
 - Includes 14% (\$177 M) contingency
 - Includes \$125 M for mining fleet of which \$53 M will be leased to reduce upfront cash spend
 - Excludes up to \$70 M of pre-production revenue²

At August 31, 2022

- Overall project 46% complete
- Construction 35% complete
- Earthworks 60% complete
- Structural concrete 51% complete
- Structural steel 29% complete
- Process plant 30% complete
- Power plant 27% complete
- Tailings facility 33% complete
- Procurement 53% complete
- Total cost 30% spent, 55% contracted

1. 100% basis. Construction budget approved in C\$ and converted to US\$ at mid-October 2021 spot rate of USD:CAD 1.25.

2. Calculated using \$1,750/oz gold price.

Greenstone Project: Construction Progress



Progress documented weekly in the Greenstone Construction Photo Gallery at www.EquinoxGold.com

Santa Luz: Fourth Operating Mine in Brazil



First gold pour March 30, 2022

Ramping up to commercial production

- Past producing mine: refurbished existing infrastructure and retrofitted processing plant
- Completed construction with no lost-time injuries
- First gold pour March 30, 2022
- Commissioning underway to achieve commercial production
 - Mill operating at full capacity (7,400 tpd)
 - Resin-in-leach circuit performing well, recovery consistently above 75% and up to 84%
 - Expect to achieve commercial production in Q3 2022
- Expected to average 100,000 oz gold/year
- 2022 guidance: 45,000-50,000 oz of gold

Operating Mines: USA, Mexico, Brazil



Mesquite Mine, California

- Mining Brownie ore body, stripping VE pit for 2023 ore
- Exploration focused on both infill and step-out drilling
- 2022 guidance: 120,000-130,000 oz of gold



Castle Mountain, California

- Converted to crush and agglomeration to improve leach curve and increase recoveries
- Permitting underway for Phase 2 expansion to >200,000 oz of gold per year
- 2022 guidance: 25,000-35,000 oz of gold



Los Filos Mine, Guerrero

- Continued development at Bermejil underground, expect to reach higher-grade zones in Q4 2022
- Considering building a CIL plant to expand production to >300,000 oz of gold per year
- 2022 guidance: 155,000-170,000 oz of gold

Operating Mines: USA, Mexico, Brazil



Aurizona Mine, Maranhão

- More than 60% of production anticipated in H2 2022
- Continuing to advance underground expansion to increase production and extend mine life
- 2022 guidance: 120,000-130,000 oz of gold



Fazenda Mine, Bahia

- Mining a combination of open pit and underground ore
- Exploration program focused on Mineral Reserve replacement
- 2022 guidance: 60,000-65,000 oz of gold



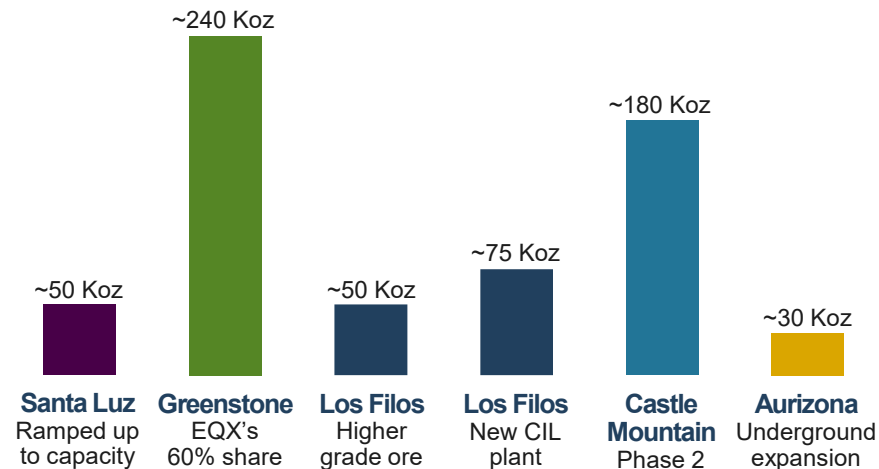
RDM Mine, Minas Gerais

- Production interrupted during H1 2022 due to regulatory changes and permitting delays
- Change in go-forward mine plan to process low-grade stockpiles and defer waste stripping
- 2022 guidance: 25,000-30,000 oz of gold

Investing for Growth and Long-term Production

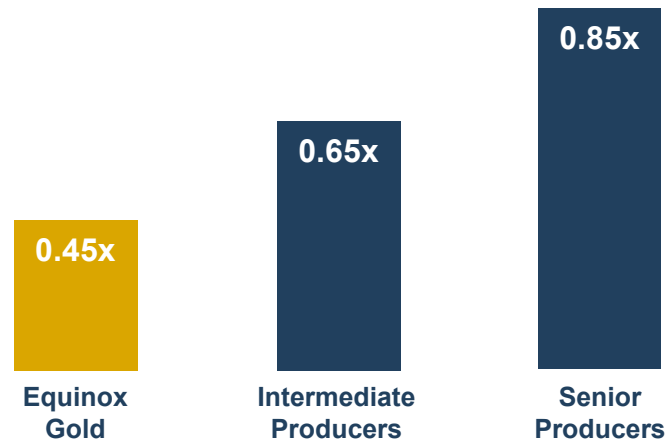
~600 Koz incremental growth from existing assets

- Enhanced scale and diversity with Greenstone
- Catalyst rich investment plans
- Year-on-year production growth to 1 Moz
- Financed for growth projects



Revaluation potential with growth

- Increased production, higher cash flow, lower costs
- Enhanced diversification across four countries
- Reduced execution risk as projects advance
- More funds available for shareholder returns



Funded to Deliver Growth

Strong balance
sheet and cash
flow funds
growth

Cash ¹	Bank Debt ³	Cash Flow
Unrestricted cash ~\$160 M	Corporate revolver \$472 M drawn \$227 M available	2022 all-in sustaining margin ⁴ at \$1,750 Au ~\$150 M ⁵
Total liquidity ~\$390 M ²	Accordion feature \$100 M	

~\$390 M

Total liquidity²

~\$250 M

Market value of
investments⁶

Committed to Responsible and Ethical Mining

Quarterly performance data published in ESG portal at www.EquinoxGold.com



ENVIRONMENT

New Environment & Climate Change Policy, beat 2021 environmental targets, improved 58% compared to 2020



SAFETY

Beat 2021 safety targets, reduced lost-time injuries, no fatalities, improved 19% compared to 2020



ENERGY & GHG

Achieved 2021 short-term targets, reduced GHG emissions by 5%, submitted report to the Carbon Disclosure Project



COMMUNITIES

Installed water treatment plant for Aurizona village, numerous community health and community investment projects



HEALTH

No production days lost due to COVID-19, supported community education and vaccination programs



TRANSPARENCY

Published first ESG Report and first Tailings Management Overview Report, expanded GRI and SASB disclosure



GOVERNANCE

Created an ESG Committee, created an Enterprise Risk Management Committee, average 95% approval vote for directors

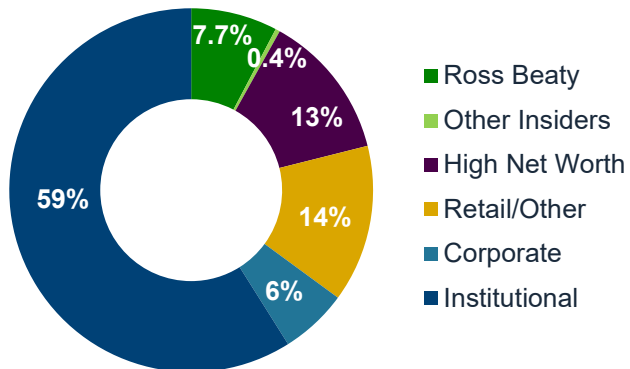


HUMAN RIGHTS

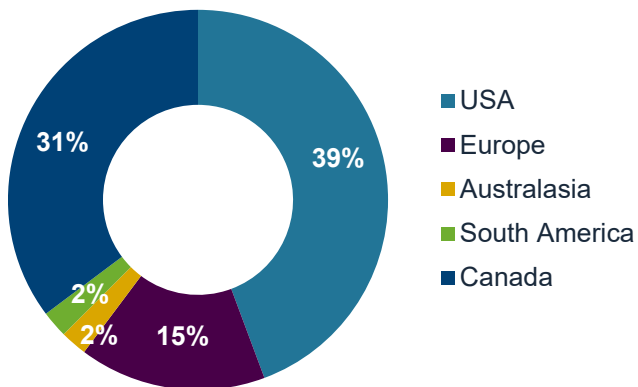
New Social Responsibility & Human Rights Policy, independent human rights analysis of operations, field assessment at two sites

Peer-leading Insider Ownership

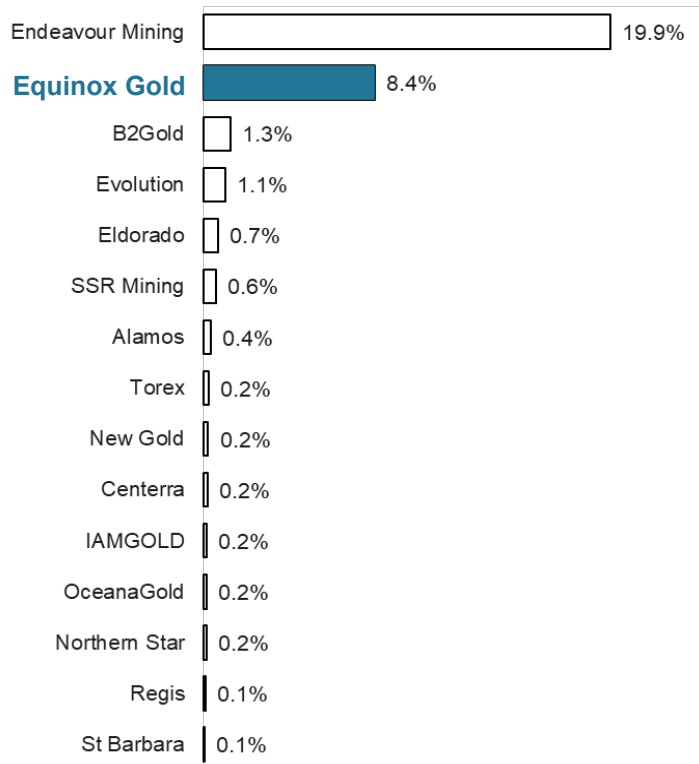
Equinox Gold Shareholders¹



Geographic Location



Insider Ownership²



Source: Company filings, FactSet, street research, Wood Mackenzie.

1. Mubadala Investment Company would hold ~12% if it fully converted both of its convertible notes. 2. Insider ownership considers only Executives and Directors who have personally invested to hold shares in the company and does not include corporate shareholders.

Creating the Premier Americas Gold Producer

USA

4.6 Moz Reserves
~155 Koz annual production
>300 Koz with expansions¹

Canada

3.3 Moz Reserves²
~240 Koz annual production²
First production in H1 2024

Mexico

4.5 Moz Reserves
~170 Koz annual production
~300 Koz with expansion¹

Brazil

3.6 Moz Reserves
~300 Koz annual production
~400 Koz with Santa Luz at full
production plus Aurizona expansion¹

Appendix



Equinox Gold: Corporate Summary

Common Shares ¹	305.1 M	Avg. Daily Trading Value ⁵	C\$13 M + US\$13 M
Unlisted Warrants @ avg. C\$5.30 ^{1,2}	0.6 M	Cash ⁶	US\$160 M
Options @ avg. C\$6.47 ^{1,2}	2.0 M	Net Debt ⁷	US\$472 M
Restricted Share Units ³	3.0 M	Convertible Notes @ avg. US\$6.52 ⁸	US\$278.9 M
Fully Diluted Shares ⁴	355.1 M	Market Cap (basic) ⁹	C\$1.4 B / US\$1.1 B

ANALYST COVERAGE

BMO Capital Markets, Canaccord Genuity, CIBC World Markets, Cormark Securities, Desjardins, Haywood Securities, National Bank Financial, Scotiabank, Stifel GMP, RBC Capital Markets, TD Securities

1. Basic basis as at August 3, 2022.

2. Weighted average warrant and option exercise prices are shown at the price that would be paid to Equinox Gold to receive one full EQX share. Warrant and option numbers are shown as the number of common shares that would be issued upon exercise of the securities.

3. Restricted Share Units are shares committed to management and directors that are issued subject to time-based and performance-based vesting terms, as part of equity-based compensation.

4. Fully diluted shares outstanding includes the Mubadala and Pacific Road convertible notes. See footnote 8.

5. Average daily trading value since January 2021.

6. Cash on hand at June 30, 2022.

7. Net debt comprises \$472 M drawn on the revolving credit facility plus equity settled notes minus cash. See footnote 8.

8. Face value of the convertible notes held by Mubadala Investment Company and Pacific Road Resources Fund. Mubadala holds notes of \$130M and Pacific Road of \$9.7M, convertible at a fixed US\$ price of \$5.25 per share at the holders' option. Mubadala also holds a second \$130M note and Pacific Road holds \$9.3M convertible at a fixed US\$ price of \$7.80 per share at the holder's option. If both notes were fully converted, the Company would issue 44.5 M shares.

9. Calculated using the September 9, 2022 share price for EQX.

Updated 2022 Guidance

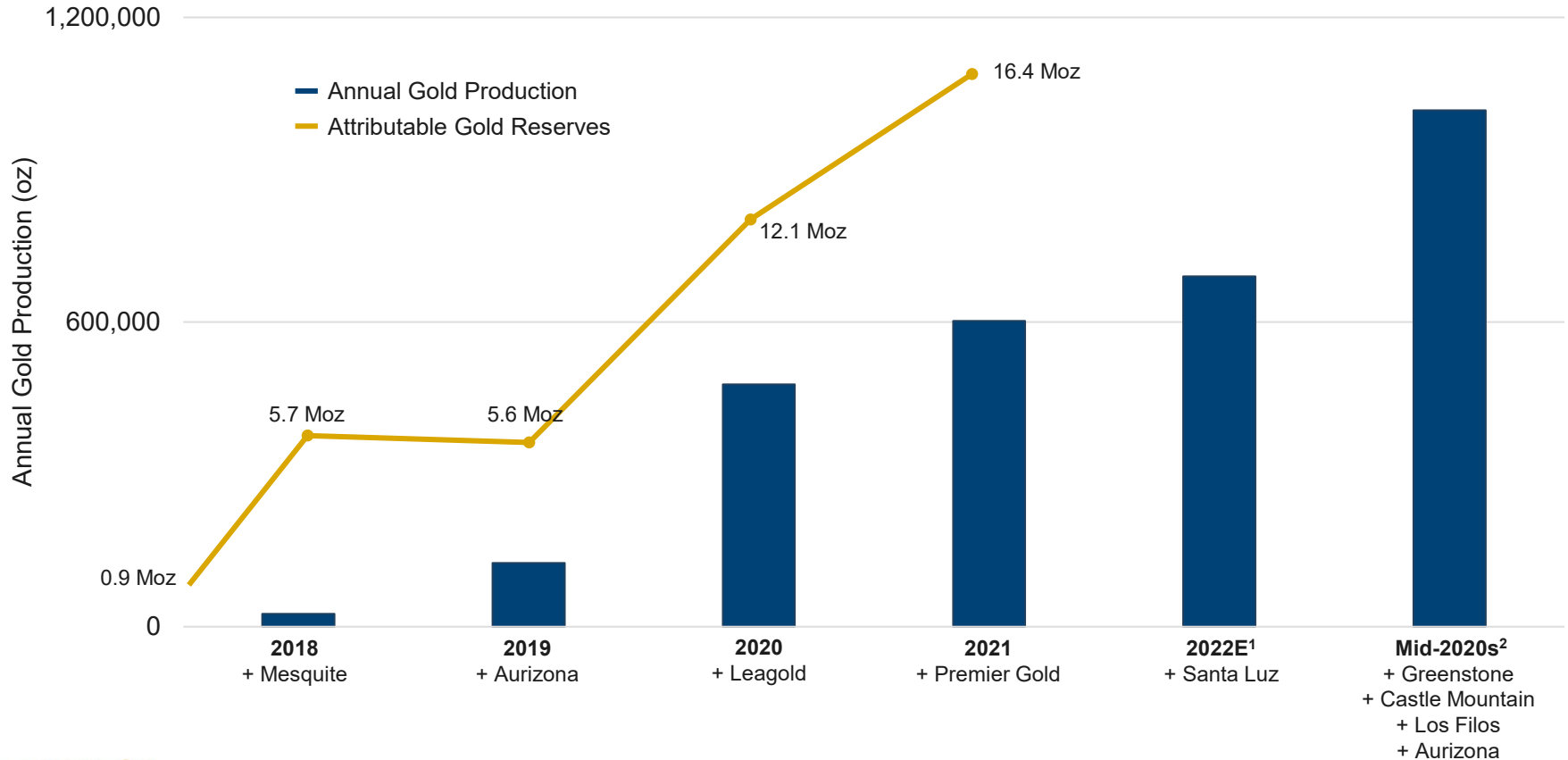
Production guidance updated to reflect disruptions at RDM and longer ramp-up at Santa Luz

Cost guidance updated to reflect inflationary pressures

60% of production and the majority of operating cash flow in H2 2022

	Production (ounces)	Cash Costs ¹ (\$/ounce)	AISC ^{1,2} (\$/ounce)	Sustaining Capital (\$M) ¹	Growth Capital (\$M) ¹
Los Filos	155,000-170,000	\$1,620-\$1,670	\$1,800-\$1,840	\$30	\$63
Mesquite	120,000-130,000	\$1,010-\$1,050	\$1,270-\$1,310	\$38	\$23
Castle Mountain	25,000-35,000	\$1,130-\$1,160	\$1,550-\$1,620	\$14	\$9
Aurizona	120,000-130,000	\$900-\$940	\$1,370-\$1,410	\$61	\$10
Fazenda	60,000-65,000	\$1,050-\$1,080	\$1,250-\$1,290	\$14	\$10
RDM	25,000-30,000	\$1,750-\$1,780	\$2,000-\$2,060	\$9	\$25
Santa Luz	45,000-55,000	\$1,000-\$1,050	\$1,120-\$1,190	\$5	\$52
Greenstone	-	-	-	-	\$348
Total – Mines^{3,4}	550,000-615,000	\$1,200-\$1,250	\$1,470-\$1,530	\$171	\$539
Original Guidance	625,000-710,000	\$1,080-\$1,140	\$1,330-\$1,415	\$195	\$487

Significant Production and Reserve Growth in Four Years



Delivering on our Growth & Diversification Strategy

2018

- Financed and commenced construction of Aurizona Mine
- Completed prefeasibility study for Castle Mountain Mine
- Spun out Solaris Copper to EQX shareholders
- Acquired the Mesquite Mine

Production: 25,601 oz of gold

2019

- Refinanced our debt
- Mubadala as strategic stakeholder
- Increased Mesquite reserves, beat guidance
- Listed on the NYSE American, graduated to TSX
- Announced Leagold acquisition

Production: 201,017 oz of gold

2020

- Added four producing mines and a development-stage project with Leagold acquisition
- Increased trading liquidity to more than C\$40 M daily
- Liquidity and scale attracted new institutional investors
- Added to GDX, GDXJ and TSX indices
- Extended Aurizona and Mesquite mine life with exploration
- Commenced production at Castle Mountain
- Started Santa Luz construction
- Announced Premier Gold acquisition
- Solaris Resources listed on TSX

Production: 477,186 oz of gold

2021

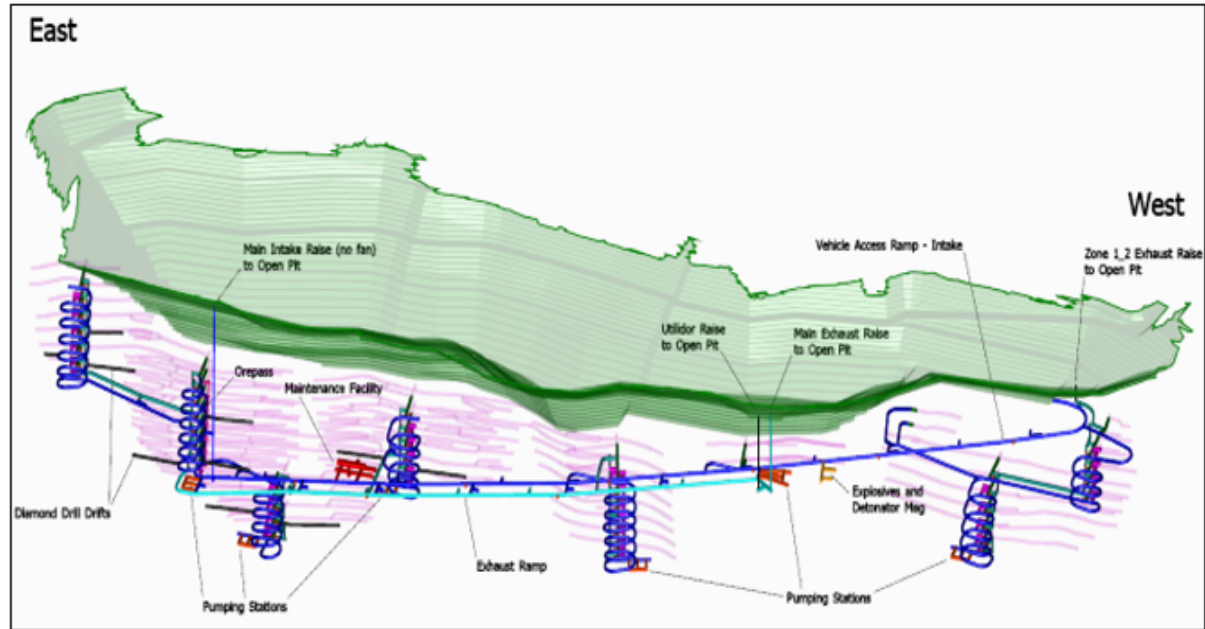
- Added Greenstone project, Mercedes mine and portfolio of early-stage assets with Premier Gold acquisition
- Advanced Santa Luz construction
- Commenced Greenstone construction
- Castle Mountain feasibility study showed +220,000 oz/year during Phase 2 and 21-year mine life
- Aurizona pre-feasibility study showed increased annual production and 11-year mine life
- Exploration success for mine life extension, reserve growth
- Strengthened balance sheet with sale of non-core assets and a portion of Solaris investment
- Expanded ESG protocols and reporting

Production: 602,110 oz of gold

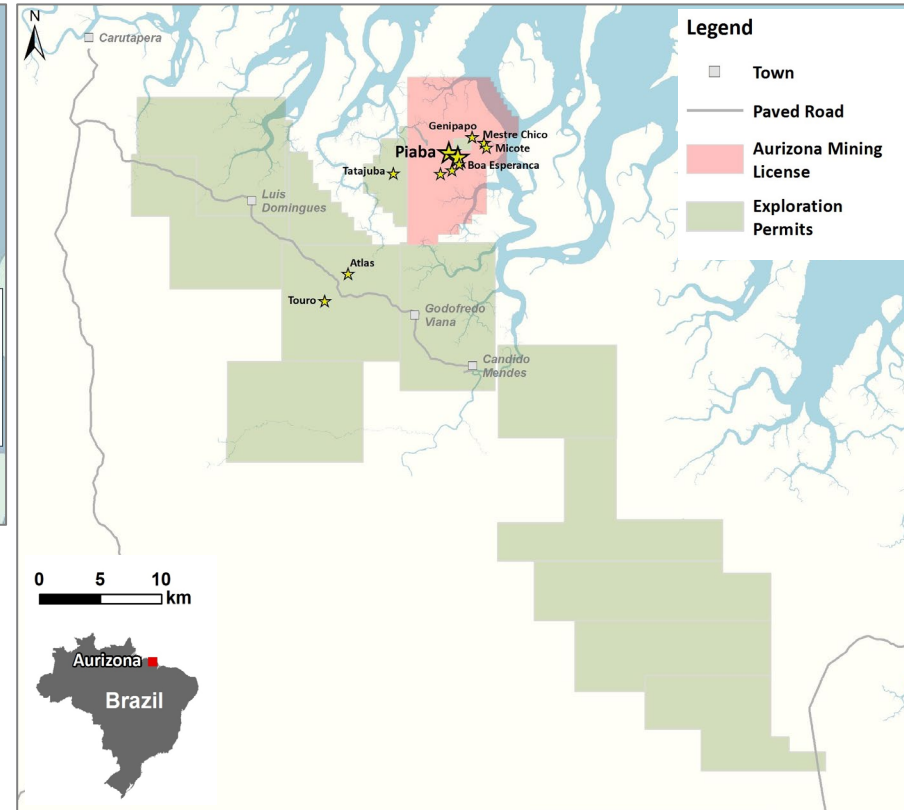
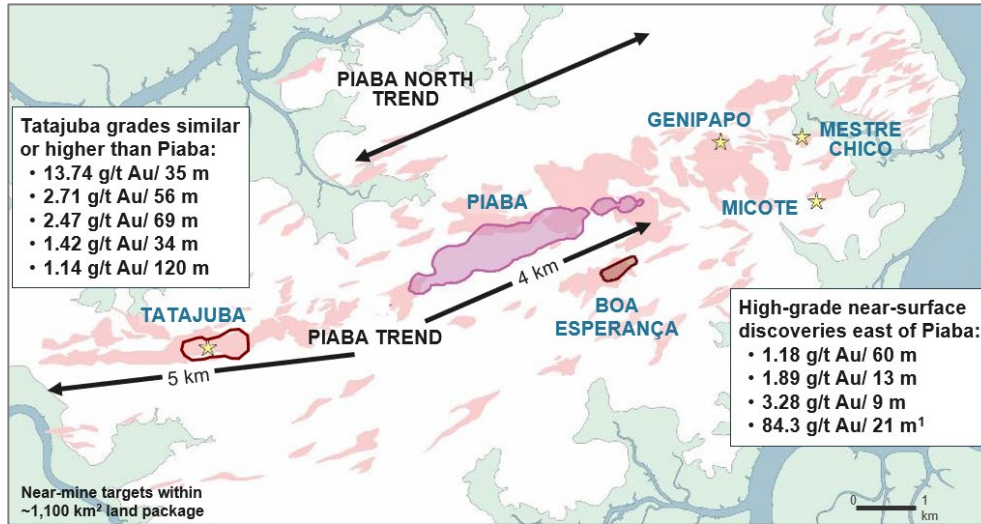
Aurizona Underground Expansion: Highlights (Sept 2021 PFS)

- After-tax NPV_{5%} of \$314 M at \$1,500/oz gold (\$600 M at \$1,800/oz gold)
- \$464 M after-tax LOM cumulative net cash flow at \$1,500/oz gold (\$830 M at \$1,800/oz gold)
- \$803/oz avg LOM cash costs
- \$944/oz avg AISC from Year 3 onward and \$1,058/oz avg AISC LOM
- 1.5 Moz LOM gold production at avg recovery of 90.5%
 - Avg >160,000 oz/y Years 5-8
 - Avg 137,000 oz/y LOM
- 1.7 Moz P&P Reserves at 1.60 g/t gold
- \$154 M underground mine initial capital costs, including \$20 M contingency
- 11-year mine life with additional expansion potential from further exploration success

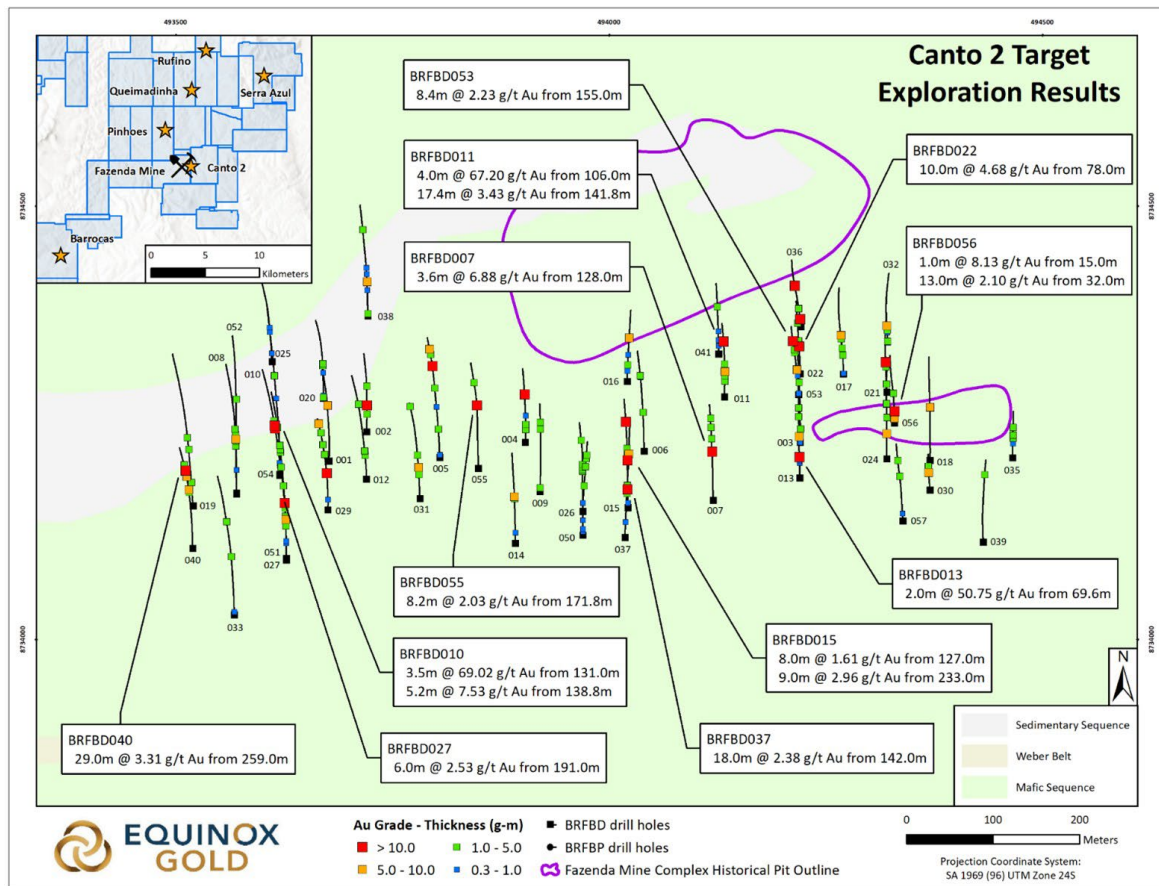
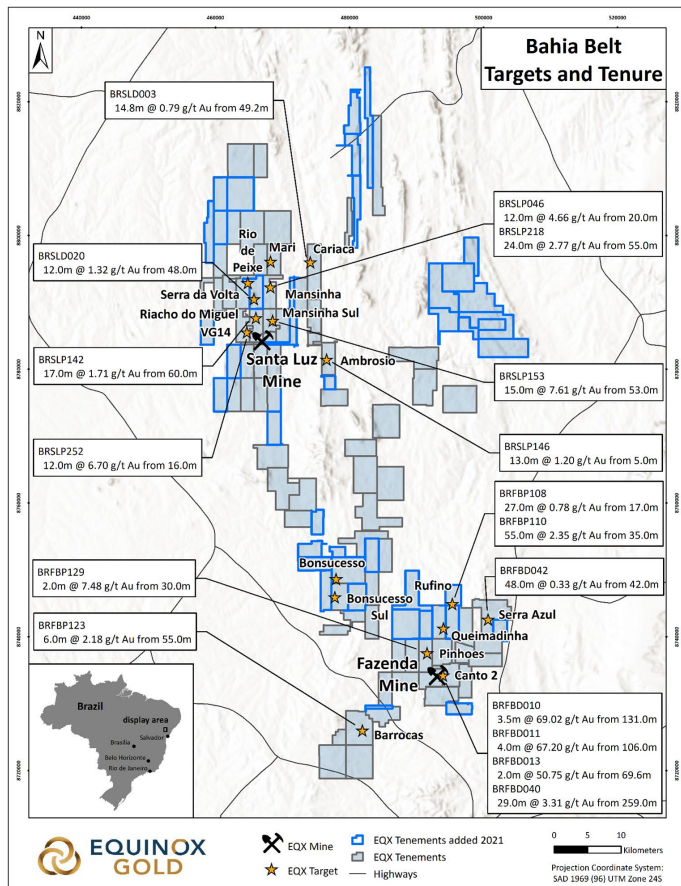
Aurizona Underground Development Plan (Isometric View Looking South)



Aurizona: Near-mine and District Exploration Potential



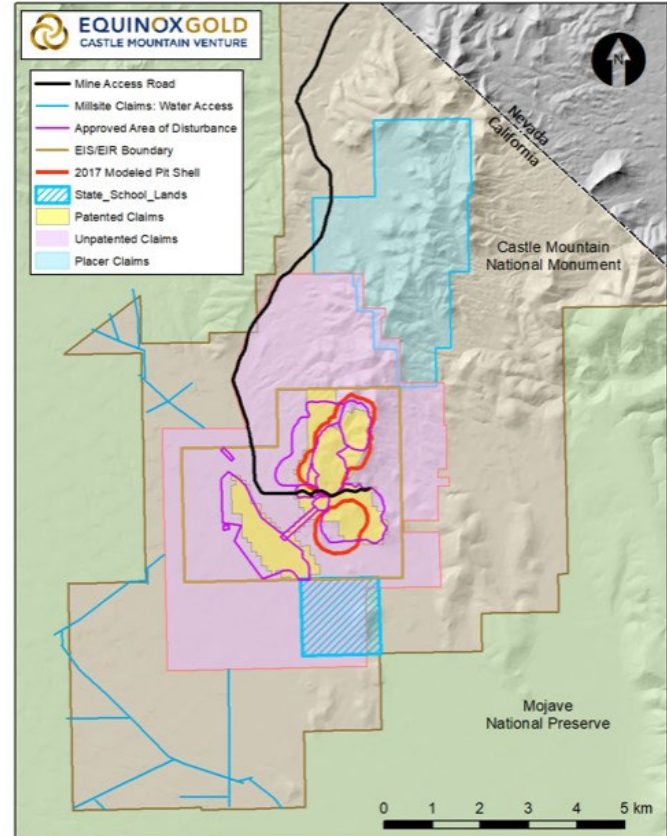
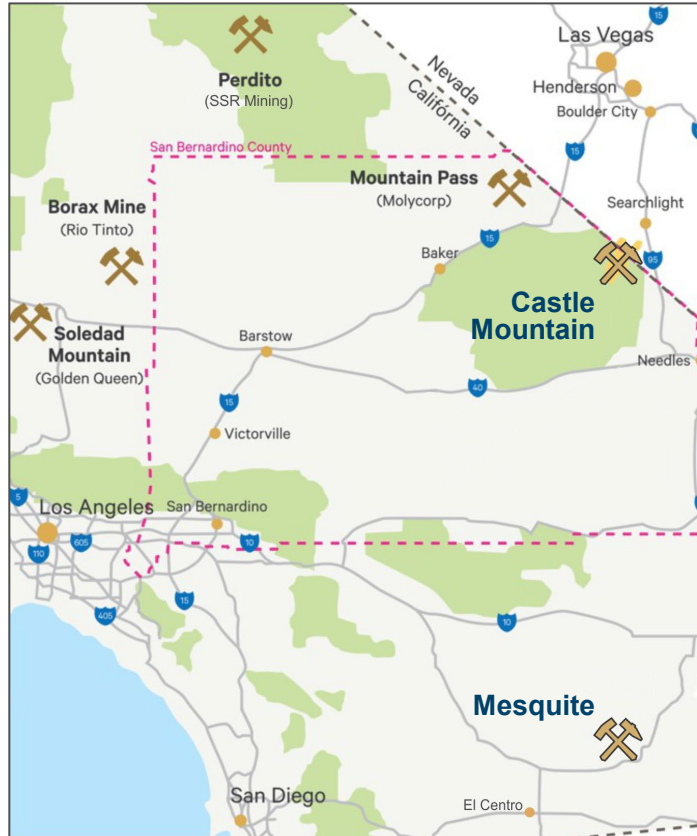
Bahia: District-scale Potential Between Fazenda – Santa Luz Mines



Castle Mountain: Easy Site Access, Synergies with Mesquite Mine

Phase 2 permitting
underway

Expansion will be
contained within
existing approved
mine boundary



Equinox Gold: Proven & Probable Mineral Reserves¹

Mine/Project	Proven			Probable			Proven & Probable		
	Tonnes (kt)	Grade (g/t)	Contained gold (koz)	Tonnes (kt)	Grade (g/t)	Contained gold (koz)	Tonnes (kt)	Grade (g/t)	Contained gold (koz)
Aurizona	16,581	1.39	740	15,749	1.82	920	32,330	1.60	1,660
Castle Mountain	84,910	0.55	1,498	172,990	0.48	2,670	257,900	0.51	4,168
Mesquite	34	0.79	1	30,264	0.48	470	30,298	0.48	471
Los Filos	26,168	0.91	768	78,052	1.44	3,626	104,220	1.31	4,395
<i>Leach pad inventory</i>						114			114
RDM	11,681	0.96	360	5,872	1.04	196	17,553	0.99	556
Fazenda	5,319	1.57	269	1,335	1.09	47	6,653	1.47	315
Santa Luz	21,578	1.39	966	3,361	1.01	109	24,939	1.34	1,075
Greenstone ²	3,374	1.28	139	77,820	1.27	3,184	81,194	1.27	3,323
Total Proven & Probable			4,741			11,336			16,077

1. See *Cautionary Statements* and *Technical Disclosure*. Numbers may not sum due to rounding. 2. Shown on a 60% basis, reflecting Equinox Gold's ownership in the project.

Equinox Gold: Measured & Indicated Mineral Resources^{1,2}

Mine	Measured			Indicated			Measured & Indicated		
	Tonnes (kt)	Grade (g/t)	Contained gold (koz)	Tonnes (kt)	Grade (g/t)	Contained gold (koz)	Tonnes (kt)	Grade (g/t)	Contained gold (koz)
Aurizona	19,849	1.40	892	29,994	1.86	1,797	49,844	1.67	2,689
Castle Mountain	88,026	0.57	1,604	256,074	0.52	4,315	344,099	0.54	5,919
Mesquite	126	0.74	3	140,670	0.42	1,921	140,795	0.42	1,924
Los Filos	114,631	0.77	2,851	211,678	1.02	6,922	326,309	0.93	9,773
RDM	11,740	0.97	365	8,875	1.11	318	20,615	1.03	683
Fazenda	6,655	2.29	491	3,665	1.42	167	10,320	1.98	658
Santa Luz	31,063	1.36	1,362	9,696	1.96	610	40,760	1.54	1,971
Greenstone ³	3,420	1.30	142	85,080	1.51	4,121	88,500	1.50	4,263
Brookbank				2,057	5.45	360	2,057	5.45	360
Kailey				6,766	0.96	209	6,766	0.96	209
Key Lake				2,257	1.16	85	2,257	1.16	85
Hasaga				42,294	0.83	1,124	42,294	0.83	1,124
Total Measured & Indicated			7,710			21,949			29,658

1. Resources are inclusive of Reserves. 2. See *Cautionary Statements* and *Technical Disclosure*. Numbers may not sum due to rounding. 3. Shown on a 60% basis, reflecting Equinox Gold's ownership in the project.

Equinox Gold: Inferred Mineral Resources¹

Mine	Tonnes (kt)	Grade (g/t)	Contained Gold (koz)
Aurizona	13,067	2.18	915
Castle Mountain	86,271	0.58	1,608
Mesquite	85,419	0.34	928
Los Filos	98,204	0.83	2,633
RDM	3,614	1.94	226
Fazenda	3,296	1.51	160
Santa Luz	7,265	2.07	483
Greenstone ²	15,300	3.78	1,857
Brookbank	451	3.30	48
Kailey	2,915	0.87	82
Key Lake	1,103	1.39	49
Hasaga	25,143	0.78	631
Total Inferred			9,620

1. See *Cautionary Statements* and *Technical Disclosure*. Numbers may not sum due to rounding. 2. Shown on a 60% basis, reflecting Equinox Gold's ownership in the project.

Technical Disclosure

National Instrument 43-101

Scientific and technical information concerning the **Los Filos Mine Complex** is summarized, derived, or extracted from the "Independent Technical Report for the Los Filos Mine Complex, Mexico" by SRK Consulting (Canada) Inc., dated March 11, 2019 with an effective date of October 31, 2018. The Los Filos technical report has been filed with Canadian securities regulatory authorities and is available for review on Equinox Gold's website and on the profile of Leagold Mining Corporation on SEDAR at www.sedar.com. Scientific and technical information concerning the **Mesquite Mine** is summarized, derived, or extracted from the "Technical Report on the Mesquite Gold Mine, Imperial County, California, U.S.A." prepared by AGP Mining Consultants Inc. dated April 27, 2020 with an effective date of December 31, 2019. The Mesquite technical report has been filed with Canadian securities regulatory authorities and is available for review on the Company's website and on the Equinox Gold profile on SEDAR at www.sedar.com. Mesquite Mineral Reserve and Mineral Resources were updated at June 30, 2020 with the results announced in a news release dated October 8, 2020 which is available on Equinox Gold's website, on SEDAR at www.sedar.com and on EDGAR at www.sec.gov/edgar. Scientific and technical information concerning the **Aurizona Mine** is summarized, derived, or extracted from the "Technical Report on the Aurizona Gold Mine Expansion Pre-Feasibility Study" prepared by AGP Mining Consultants Inc. dated November 4, 2021 with an effective date of September 20, 2021. The Aurizona technical report has been filed with Canadian securities regulatory authorities and is available for review on Equinox Gold's website, on SEDAR and on EDGAR. Scientific and technical information concerning the **Fazenda Mine** is summarized, derived, or extracted from the "NI 43-101 Technical Report on the Fazenda Brasileiro Mine, Bahia State, Brazil" prepared by Equinox Gold Corp. dated October 22, 2021 with an effective date of December 31, 2020. The Fazenda technical report has been filed with Canadian securities regulatory authorities and is available for review on Equinox Gold's website, on SEDAR and on EDGAR. Scientific and technical information concerning the **RDM Mine** is summarized, derived, or extracted from the "NI 43-101 Technical Report on the Riacho dos Machados Gold Mine, Minas Gerais, Brazil" prepared by Equinox Gold Corp. dated October 22, 2021 with an effective date of December 31, 2020. The RDM technical report has been filed with Canadian securities regulatory authorities and is available for review on Equinox Gold's website, on SEDAR and on EDGAR. Scientific and technical information concerning the **Castle Mountain Mine** is summarized, derived, or extracted from the "Technical Report on the Castle Mountain Project Feasibility Study" prepared by M3 Engineering & Technology Corp. dated March 17, 2021 with an effective date of February 26, 2021. The Castle Mountain technical report has been filed with Canadian securities regulatory authorities and is available for review on Equinox Gold's website, on SEDAR and on EDGAR. Scientific and technical information concerning the **Santa Luz Project** is summarized, derived, or extracted from the "NI 43-101 Technical Report on the Santa Luz Project, Bahia State, Brazil" prepared by Equinox Gold Corp. dated November 30, 2020 with an effective date of June 30, 2020. The Santa Luz technical report has been filed with Canadian securities regulatory authorities and is available for review on Equinox Gold's website, on SEDAR and on EDGAR. Scientific and technical information concerning the **Greenstone Project** is summarized, derived, or extracted from the "NI 43-101 Technical Report, Hardrock Project, Ontario, Canada" prepared by G. Mining Services Inc. for Premier Gold Mines Limited dated January 26, 2021 with an effective date of December 16, 2020. The Greenstone technical report is available on Equinox Gold's website and on SEDAR under Premier Gold's profile.

Scientific and technical information concerning the **Hasaga Property** is summarized, derived, or extracted from the "National Instrument 43-101 Technical Report: Hasaga Project Red Lake Mining District, Ontario, Canada NTS MAP Sheets 52K/13 AND 52N/04" prepared by MRB & Associates for Premier Gold with an effective date of December 30, 2016. The Hasaga technical report is available on SEDAR under Premier Gold's profile.

Readers are reminded that results outlined in the technical reports for some of these projects are preliminary in nature and may include Inferred Mineral Resources that are considered too speculative geologically to have the economic considerations applied to them that would enable them to be categorized as Mineral Reserves.

There is no certainty that the mine plans and economic models contained in any of the reports will be realized. Readers are further cautioned that Mineral Resources that are not Mineral Reserves do not have demonstrated economic viability. Readers are also advised to refer to the latest annual information form and technical reports of the Companies as well as other continuous disclosure documents filed by the Companies, which are available on SEDAR, for detailed information (including qualifications, assumptions and notes set out accordingly) regarding the Mineral Reserve and Mineral Resource information contained in this document.

Qualified Persons

Doug Reddy, MSc, P.Geo., Equinox Gold's COO, and Scott Heffernan, MSc, P.Geo, Equinox Gold's EVP Exploration, are the Qualified Persons under NI 43-101 for Equinox Gold and have reviewed and approved the technical information in this presentation.

Doug Reddy and Scott Heffernan have reviewed the technical reports for the Greenstone and the Hasaga Property for Equinox Gold. To the best of Equinox Gold's knowledge, information and belief, there is no new material scientific or technical information that would make the disclosure of the mineral resource and mineral reserves or other technical information for the Greenstone Project or the Hasaga Property inaccurate or misleading.



+1 604.558.0560
ir@equinoxgold.com
www.equinoxgold.com
TSX: EQX | NYSE-A: EQX